

ARG22399 anti-VZV gH antibody [6A6]

Package: 50 µg
Store at: -20°C

Summary

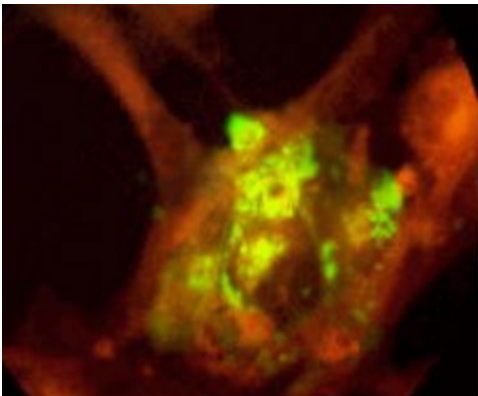
Product Description	Mouse Monoclonal antibody [6A6] recognizes VZV gH
Tested Reactivity	Virus
Tested Application	ELISA, ICC/IF
Host	Mouse
Clonality	Monoclonal
Clone	6A6
Isotype	IgG1, kappa
Target Name	VZV gH
Species	Virus
Immunogen	Varicella zoster virus
Conjugation	Un-conjugated

Application Instructions

Application table	Application	Dilution
	ELISA	1:200 - 1:6400
	ICC/IF	1:400
Application Note	* The dilutions indicate recommended starting dilutions and the optimal dilutions or concentrations should be determined by the scientist.	

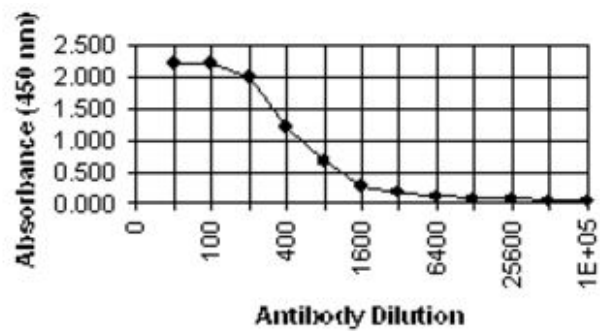
Properties

Form	Liquid
Purification	Affinity purified.
Purity	> 95% (by SDS-PAGE)
Buffer	PBS (pH 7.4)
Concentration	1 mg/ml
Storage instruction	For continuous use, store undiluted antibody at 2-8°C for up to a week. For long-term storage, aliquot and store at -20°C or below. Storage in frost free freezers is not recommended. Avoid repeated freeze/thaw cycles. Suggest spin the vial prior to opening. The antibody solution should be gently mixed before use.
Note	For laboratory research only, not for drug, diagnostic or other use.



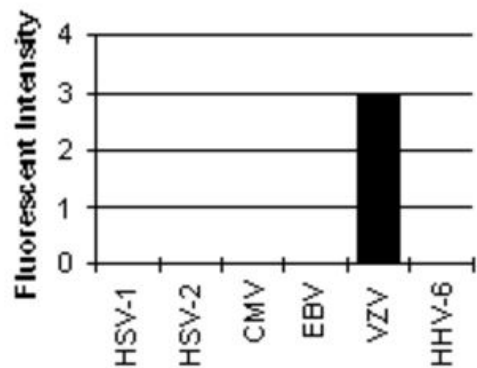
ARG22399 anti-VZV gH antibody [6A6] ICC/IF image

Immunofluorescence: VZV infected Human fibroblasts stained with ARG22399 anti-VZV gH antibody [6A6] (green).



ARG22399 anti-VZV gH antibody [6A6] ELISA image

ELISA: Titration curve of ARG22399 anti-VZV gH antibody [6A6] in ELISA. Antigen: VZV Infected NHDF cell extract coated at a dilution of 1:100.



ARG22399 anti-VZV gH antibody [6A6] ICC/IF image

Immunofluorescence: HSV-1, HSV-2, CMV, EBV, VZV, and HHV-6 infected cells stained with ARG22399 anti-VZV gH antibody [6A6] at 1:100 dilution.