

## ARG43346 anti-SARS-CoV-2 nucleocapsid protein antibody

Package: 100 µg  
Store at: -20°C

### Summary

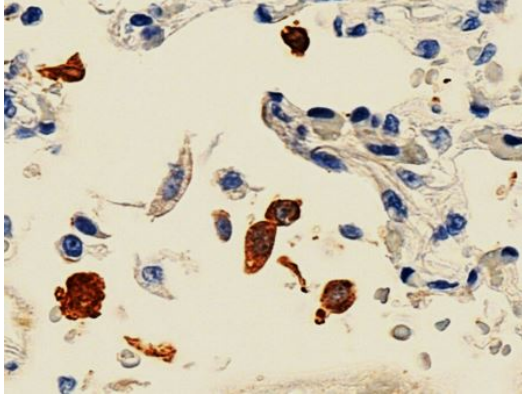
Product Description	Rabbit Polyclonal antibody recognizes SARS-CoV-2 nucleocapsid protein
Tested Reactivity	Virus
Tested Application	ELISA, IHC-P, WB
Host	Rabbit
Clonality	Polyclonal
Isotype	IgG
Target Name	SARS-CoV-2 nucleocapsid protein
Species	Virus
Immunogen	A 17-amino acid synthetic peptide within aa. 230-280 of SARS-CoV-2 nucleocapsid protein.
Conjugation	Un-conjugated

### Application Instructions

Application table	Application	Dilution
	ELISA	Assay-dependent
	IHC-P	Assay-dependent
	WB	0.5 - 2 µg/ml
Application Note	IHC-P: Antigen Retrieval: Heat mediation was performed in Citrate buffer (pH 6.0). * The dilutions indicate recommended starting dilutions and the optimal dilutions or concentrations should be determined by the scientist.	

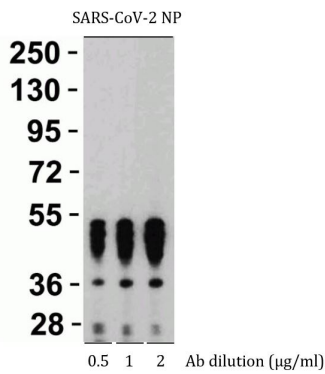
### Properties

Form	Liquid
Purification	Affinity purification with immunogen.
Buffer	PBS and 0.02% Sodium azide.
Preservative	0.02% Sodium azide
Concentration	1 mg/ml
Storage instruction	For continuous use, store undiluted antibody at 2-8°C for up to a week. For long-term storage, aliquot and store at -20°C or below. Storage in frost free freezers is not recommended. Avoid repeated freeze/thaw cycles. Suggest spin the vial prior to opening. The antibody solution should be gently mixed before use.
Note	For laboratory research only, not for drug, diagnostic or other use.



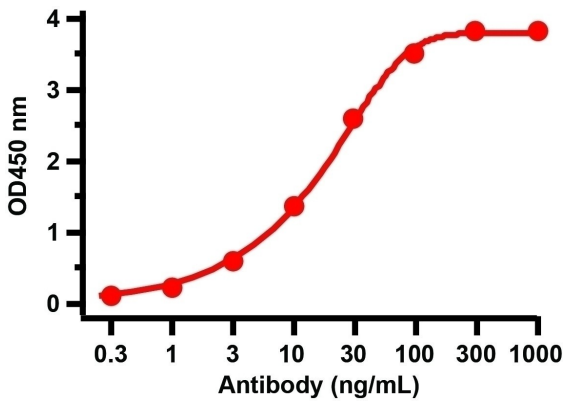
ARG43346 anti-SARS-CoV-2 nucleocapsid protein antibody IHC-P image

Immunohistochemistry: Formaldehyde-fixed and paraffin-embedded COVID-19 patient lung tissue. Tissue was blocked with 10% serum for 1 hour at RT. Antigen Retrieval: Heat mediation was performed in Citrate buffer (pH 6.0). Samples were stained with ARG43346 anti-SARS-CoV-2 nucleocapsid protein antibody at 0.02 µg/ml dilution, overnight at 4°C. Counter stained with Hematoxylin.



ARG43346 anti-SARS-CoV-2 nucleocapsid protein antibody WB image

Western blot: 50 ng of SARS-CoV-2 Nucleocapsid recombinant protein stained with ARG43346 anti-SARS-CoV-2 nucleocapsid protein antibody at 0.5, 1 or 2 µg/ml dilution (left to right), 1 hour incubation at RT in 5% NFDN/TBST.



ARG43346 anti-SARS-CoV-2 nucleocapsid protein antibody ELISA image

Direct ELISA: SARS-CoV-2 Nucleocapsid recombinant protein as coating antigen and ARG43346 anti-SARS-CoV-2 nucleocapsid protein antibody as the primary antibody. Detection range is from 0.3 ng/ml to 1000 ng/ml.