

## ARG56607 anti-IFN gamma antibody

Package: 50 µg  
Store at: -20°C

### Summary

Product Description	Rabbit Polyclonal antibody recognizes IFN gamma
Tested Reactivity	Rat
Tested Application	ELISA, IHC-Fr, WB
Host	Rabbit
Clonality	Polyclonal
Isotype	IgG
Target Name	IFN gamma
Species	Rat
Immunogen	E.coli derived Recombinant Rat IFN-γ. (MQGTLIESLE SLKNYFNSSS MDAMEGKSL LDIWRNWQKD GNTKILESQI ISFYLRLEFEV LKDNQAISNN ISVIESHLIT NFFSNSKAKK DAFMSIAKFE VNNPQIQHKA VNELIRVIHQ LSPESLRKR KRSRC)
Conjugation	Un-conjugated
Alternate Names	IFN-gamma; Interferon gamma; Immune interferon; IFG; IFI

### Application Instructions

Application table	Application	Dilution
	ELISA	Sandwich: 0.5 - 2.0 µg/ml with ARG56722 as a detection antibody
	IHC-Fr	0.25 µg/ml
	WB	0.1 - 0.2 µg/ml
Application Note	* The dilutions indicate recommended starting dilutions and the optimal dilutions or concentrations should be determined by the scientist.	

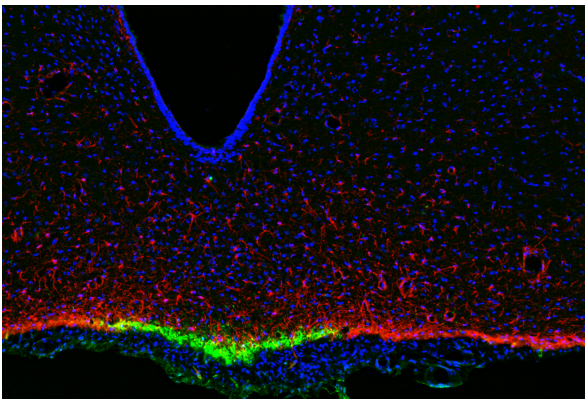
### Properties

Form	Liquid
Purification	Affinity purification with immunogen.
Buffer	PBS (pH 7.2)
Concentration	1 mg/ml
Storage instruction	For continuous use, store undiluted antibody at 2-8°C for up to a week. For long-term storage, aliquot and store at -20°C or below. Storage in frost free freezers is not recommended. Avoid repeated freeze/thaw cycles. Suggest spin the vial prior to opening. The antibody solution should be gently mixed before use.
Note	For laboratory research only, not for drug, diagnostic or other use.

## Bioinformation

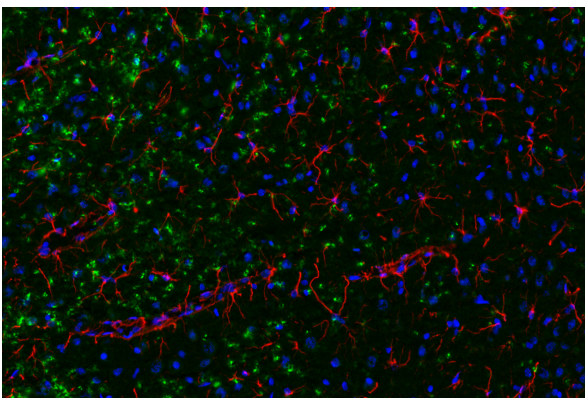
Gene Symbol	Ifng
Gene Full Name	interferon gamma
Background	This gene encodes a soluble cytokine that is a member of the type II interferon class. The encoded protein is secreted by cells of the both the innate and adaptive immune systems. The active protein is a homodimer that binds to the interferon gamma receptor which triggers a cellular response to viral and microbial infections. Mutations in this gene are associated with an increased susceptibility to viral, bacterial and parasitic infections and to several autoimmune diseases. [provided by RefSeq, Sep 2015]
Function	Produced by lymphocytes activated by specific antigens or mitogens. IFN-gamma, in addition to having antiviral activity, has important immunoregulatory functions. It is a potent activator of macrophages, it has antiproliferative effects on transformed cells and it can potentiate the antiviral and antitumor effects of the type I interferons. [UniProt]
Highlight	Related products: <a href="#">IFN gamma antibodies</a> ; <a href="#">IFN gamma ELISA Kits</a> ; <a href="#">IFN gamma Duos / Panels</a> ; <a href="#">IFN gamma recombinant proteins</a> ; <a href="#">Anti-Rabbit IgG secondary antibodies</a> ; Related news: <a href="#">HMGB1 in inflammation</a> <a href="#">Inflammatory Cytokines</a>
Calculated Mw	19 kDa
PTM	Proteolytic processing produces C-terminal heterogeneity, with proteins ending alternatively at Gly-150, Met-157 or Gly-161.

## Images



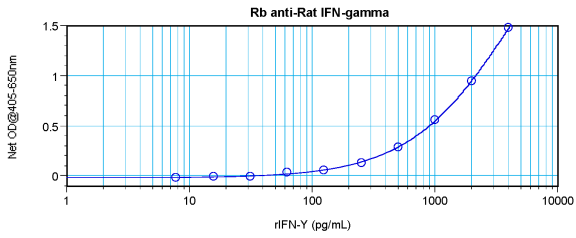
ARG56607 anti-IFN gamma antibody IHC-Fr image

Immunohistochemistry: Frozen section of Colchicine injected Rat brain tissue stained with ARG56607 anti-IFN gamma antibody at 0.25 µg/ml, overnight at 4°C. This was followed by a peroxidase conjugated secondary antibody and then a fluorescein Tyramide Signal Amplification (TSA™) reagent.



ARG56607 anti-IFN gamma antibody IHC-Fr image

Immunohistochemistry: Frozen section of Colchicine injected Rat brain tissue stained with ARG56607 anti-IFN gamma antibody at 0.25 µg/ml, overnight at 4°C. This was followed by a peroxidase conjugated secondary antibody and then a fluorescein Tyramide Signal Amplification (TSA™) reagent.



### ARG56607 anti-IFN gamma antibody standard curve image

Sandwich ELISA: ARG56607 anti-IFN gamma antibody as a capture antibody at 0.5 - 2.0 µg/ml combined with ARG56722 anti-IFN-gamma antibody (Biotin) as a detection antibody. Results of a typical standard run with optical density.