

ARG56608 anti-IFN gamma antibody

Package: 50 µg
Store at: -20°C

Summary

Product Description	Goat Polyclonal antibody recognizes IFN gamma
Tested Reactivity	Rat
Tested Application	ELISA, Neut, WB
Host	Goat
Clonality	Polyclonal
Isotype	IgG
Target Name	IFN gamma
Species	Rat
Immunogen	E.coli derived Recombinant Rat IFN-γ. (MQGTLIESLE SLKNYFNSSS MDAMEGKSLLDIWRNWQKD GNTKILESQI ISFYLRLEFEV LKDNQAISNN ISVIESHLIT NFFSNSKAKK DAFMSIAKFE VNNPQIQHKA VNELIRVIHQ LSPESLRKR KRSRC)
Conjugation	Un-conjugated
Alternate Names	IFN-gamma; Interferon gamma; Immune interferon; IFG; IFI

Application Instructions

Application table	Application	Dilution
	ELISA	Sandwich: 0.5 - 2.0 µg/ml with ARG56723 as a detection antibody
	Neut	60.0 - 65.0 ng/ml (To yield [ND50] of the biological activity of Rat IFN - γ (0.3 ng/ml))
	WB	0.1 - 0.2 µg/ml

Application Note * The dilutions indicate recommended starting dilutions and the optimal dilutions or concentrations should be determined by the scientist.

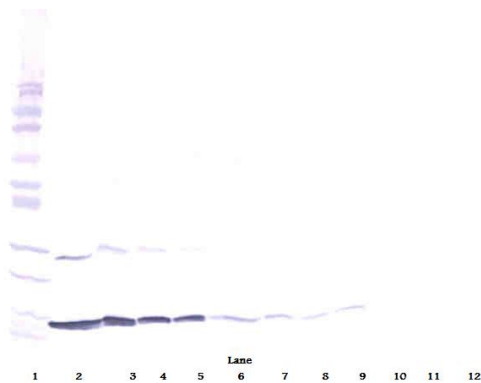
Properties

Form	Liquid
Purification	Affinity purification with immunogen.
Buffer	PBS (pH 7.2)
Concentration	1 mg/ml
Storage instruction	For continuous use, store undiluted antibody at 2-8°C for up to a week. For long-term storage, aliquot and store at -20°C or below. Storage in frost free freezers is not recommended. Avoid repeated freeze/thaw cycles. Suggest spin the vial prior to opening. The antibody solution should be gently mixed before use.
Note	For laboratory research only, not for drug, diagnostic or other use.

Bioinformation


Gene Symbol	Ifng
Gene Full Name	interferon gamma
Background	This gene encodes a soluble cytokine that is a member of the type II interferon class. The encoded protein is secreted by cells of the both the innate and adaptive immune systems. The active protein is a homodimer that binds to the interferon gamma receptor which triggers a cellular response to viral and microbial infections. Mutations in this gene are associated with an increased susceptibility to viral, bacterial and parasitic infections and to several autoimmune diseases. [provided by RefSeq, Sep 2015]
Function	Produced by lymphocytes activated by specific antigens or mitogens. IFN-gamma, in addition to having antiviral activity, has important immunoregulatory functions. It is a potent activator of macrophages, it has antiproliferative effects on transformed cells and it can potentiate the antiviral and antitumor effects of the type I interferons. [UniProt]
Highlight	Related products: IFN gamma antibodies ; IFN gamma ELISA Kits ; IFN gamma Duos / Panels ; IFN gamma recombinant proteins ; Anti-Goat IgG secondary antibodies ; Related news: HMGB1 in inflammation Inflammatory Cytokines
Calculated Mw	19 kDa
PTM	Proteolytic processing produces C-terminal heterogeneity, with proteins ending alternatively at Gly-150, Met-157 or Gly-161.

Images



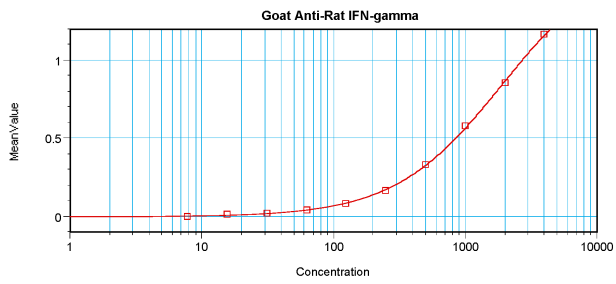
ARG56608 anti-IFN gamma antibody WB image

Western blot: 250 - 0.24 ng of Rat IFN- γ stained with ARG56608 anti-IFN gamma antibody, under reducing conditions.



ARG56608 anti-IFN gamma antibody WB image

Western blot: 250 - 0.24 ng of Rat IFN- γ stained with ARG56608 anti-IFN gamma antibody, under non-reducing conditions.



ARG56608 anti-IFN gamma antibody standard curve image

Sandwich ELISA: ARG56608 anti-IFN gamma antibody as a capture antibody at 0.5 - 2.0 µg/ml combined with ARG56723 anti-IFN-gamma antibody (Biotin) as a detection antibody. Results of a typical standard run with optical density.