

ARG58817 anti-CXCR3 antibody

Package: 50 µg
Store at: -20°C

Summary

Product Description	Rabbit Polyclonal antibody recognizes CXCR3
Tested Reactivity	Hu, Rat
Tested Application	IHC-P, WB
Host	Rabbit
Clonality	Polyclonal
Isotype	IgG
Target Name	CXCR3
Species	Human
Immunogen	Synthetic peptide corresponding to M1-L368 of Human CXCR3.
Conjugation	Un-conjugated
Alternate Names	CD antigen CD183; Interferon-inducible protein 10 receptor; Mig-R; GPR9; MigR; IP10-R; CXCR-3; G protein-coupled receptor 9; CKR-L2; CD183; CD182; CXC-R3; IP-10 receptor; C-X-C chemokine receptor type 3; CMKAR3

Application Instructions

Application table	Application	Dilution
	IHC-P	0.5 - 1 µg/ml
	WB	0.1 - 0.5 µg/ml
Application Note	IHC-P: Antigen Retrieval: By heat mediation. * The dilutions indicate recommended starting dilutions and the optimal dilutions or concentrations should be determined by the scientist.	

Properties

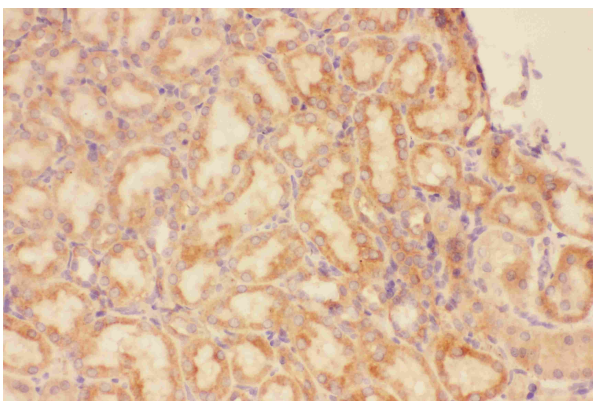
Form	Liquid
Purification	Affinity purification with immunogen.
Buffer	0.9% NaCl, 0.2% Na ₂ HPO ₄ , 0.05% Sodium azide and 5% BSA.
Preservative	0.05% Sodium azide
Stabilizer	5% BSA
Concentration	0.5 mg/ml
Storage instruction	For continuous use, store undiluted antibody at 2-8°C for up to a week. For long-term storage, aliquot and store at -20°C or below. Storage in frost free freezers is not recommended. Avoid repeated freeze/thaw cycles. Suggest spin the vial prior to opening. The antibody solution should be gently mixed before use.

Note For laboratory research only, not for drug, diagnostic or other use.

Bioinformation

Gene Symbol	CXCR3
Gene Full Name	chemokine (C-X-C motif) receptor 3
Background	This gene encodes a G protein-coupled receptor with selectivity for three chemokines, termed CXCL9/Mig (monokine induced by interferon-g), CXCL10/IP10 (interferon-g-inducible 10 kDa protein) and CXCL11/I-TAC (interferon-inducible T cell a-chemoattractant). Binding of chemokines to this protein induces cellular responses that are involved in leukocyte traffic, most notably integrin activation, cytoskeletal changes and chemotactic migration. Alternatively spliced transcript variants encoding different isoforms have been found for this gene. One of the isoforms (CXCR3-B) shows high affinity binding to chemokine, CXCL4/PF4 (PMID:12782716). [provided by RefSeq, Jun 2011]
Function	<p>Isoform 1: Receptor for the C-X-C chemokine CXCL9, CXCL10 and CXCL11 and mediates the proliferation, survival and angiogenic activity of human mesangial cells (HMC) through a heterotrimeric G-protein signaling pathway. Binds to CCL21. Probably promotes cell chemotaxis response.</p> <p>Isoform 2: Receptor for the C-X-C chemokine CXCL4 and also mediates the inhibitory activities of CXCL9, CXCL10 and CXCL11 on the proliferation, survival and angiogenic activity of human microvascular endothelial cells (HMVEC) through a cAMP-mediated signaling pathway. Does not promote cell chemotaxis respons. Interaction with CXCL4 or CXCL10 leads to activation of the p38MAPK pathway and contributes to inhibition of angiogenesis. Overexpression in renal cancer cells down-regulates expression of the anti-apoptotic protein HMOX1 and promotes apoptosis.</p> <p>Isoform 3: Mediates the activity of CXCL11. [UniProt]</p>
Calculated Mw	41 kDa
PTM	<p>Sulfation on Tyr-27 and Tyr-29 is essential for CXCL10 binding and subsequent signal transduction induction.</p> <p>N-glycosylated. [UniProt]</p>
Cellular Localization	Isoform 1: Cell membrane; Multi-pass membrane protein. [UniProt]

Images



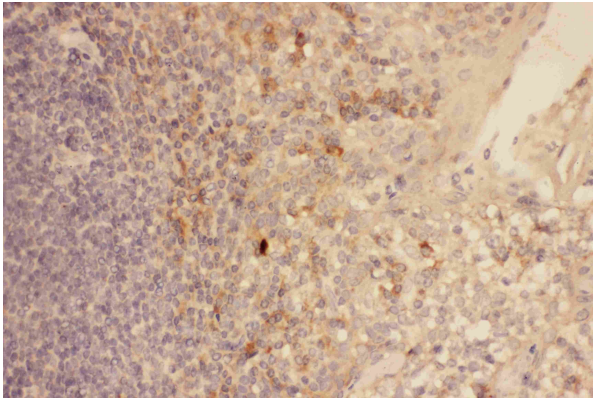
ARG58817 anti-CXCR3 antibody IHC-P image

Immunohistochemistry: Paraffin-embedded Rat kidney stained with ARG58817 anti-CXCR3 antibody.



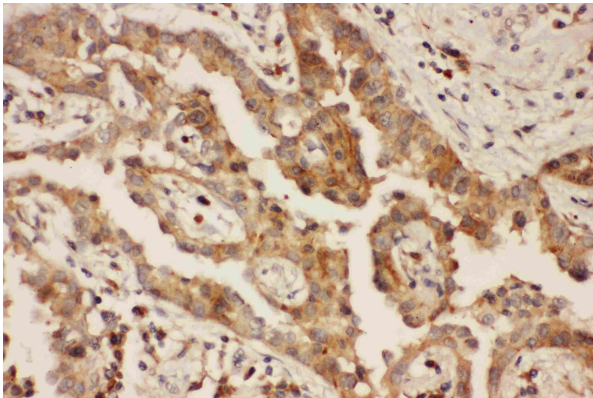
ARG58817 anti-CXCR3 antibody WB image

Western blot: 40 μ g of COLO320 and SGC cell lysates stained with ARG58817 anti-CXCR3 antibody at 0.5 μ g/ml dilution.



ARG58817 anti-CXCR3 antibody IHC-P image

Immunohistochemistry: Paraffin-embedded Human tonsil stained with ARG58817 anti-CXCR3 antibody.



ARG58817 anti-CXCR3 antibody IHC-P image

Immunohistochemistry: Paraffin-embedded Human lung cancer stained with ARG58817 anti-CXCR3 antibody.