

ARG64031 anti-ZNF217 antibody

Package: 100 µg
Store at: -20°C

Summary

Product Description	Goat Polyclonal antibody recognizes ZNF217
Tested Reactivity	Hu
Tested Application	FACS, ICC/IF, IHC-P
Host	Goat
Clonality	Polyclonal
Isotype	IgG
Target Name	ZNF217
Species	Human
Immunogen	C-KNAADDSADKVNKN
Conjugation	Un-conjugated
Alternate Names	Zinc finger protein 217; ZABC1

Application Instructions

Application table	Application	Dilution
	FACS	10 µg/ml
	ICC/IF	10 µg/ml
	IHC-P	3 - 6 µg/ml
Application Note	IHC-P: Antigen Retrieval: Steam tissue section in Citrate buffer (pH 6.0). * The dilutions indicate recommended starting dilutions and the optimal dilutions or concentrations should be determined by the scientist.	

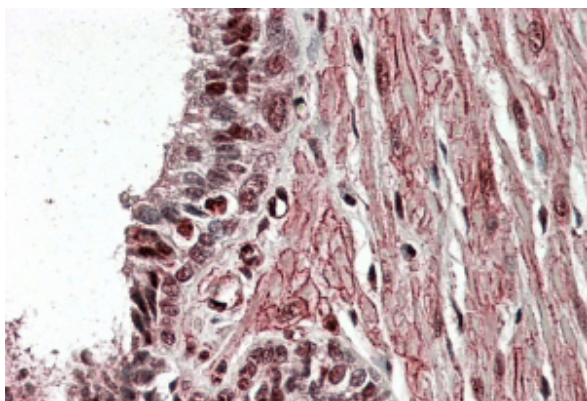
Properties

Form	Liquid
Purification	Purified from goat serum by antigen affinity chromatography.
Buffer	Tris saline (pH 7.3), 0.02% Sodium azide and 0.5% BSA.
Preservative	0.02% Sodium azide
Stabilizer	0.5% BSA
Concentration	0.5 mg/ml
Storage instruction	For continuous use, store undiluted antibody at 2-8°C for up to a week. For long-term storage, aliquot and store at -20°C or below. Storage in frost free freezers is not recommended. Avoid repeated freeze/thaw cycles. Suggest spin the vial prior to opening. The antibody solution should be gently mixed before use.

Bioinformation

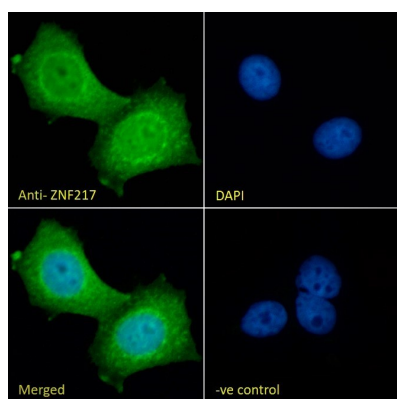
Database links	GeneID: 7764 Human Swiss-port # O75362 Human
Gene Symbol	ZNF217
Gene Full Name	zinc finger protein 217
Function	Binds to the promoters of target genes and functions as repressor. Promotes cell proliferation and antagonizes cell death. Promotes phosphorylation of AKT1 at 'Ser-473'. [UniProt]
Research Area	Cancer antibody; Gene Regulation antibody
Calculated Mw	115 kDa

Images



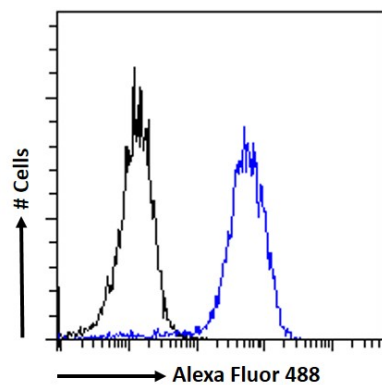
ARG64031 anti-ZNF217 antibody IHC-P image

Immunohistochemistry: paraffin embedded Human Prostate. (Steamed antigen retrieval with citrate buffer pH 6) stained with ARG64031 anti-ZNF217 antibody at 3.8 µg/ml dilution followed by AP-staining.



ARG64031 anti-ZNF217 antibody ICC/IF image

Immunofluorescence: MCF7 stained with ARG64031 anti-ZNF217 antibody at 10ug/ml dilution.



ARG64031 anti-ZNF217 antibody FACS image

Flow Cytometry: MCF7 stained with ARG64031 anti-ZNF217 antibody at 10ug/ml dilution.