

ARG83349 arigoPLEX® Mouse Fibrotic Marker Multiplex ELISA Kit (TGF beta 1, PDGF BB, IL6, TNF alpha)

Package: 96 wells
Store at: 4°C, -20°C

Component

Cat. No.	Component Name	Package	Temp
ARG83349-01	Antibody Coated Microplate	8 X 12 strips	4°C
ARG83349-02	Standard Mixture	3 vials	4°C
ARG83349-03	10X Antibody Conjugate Mixture	1.2 ml	≤ -20 °C
ARG83349-04	40X HRP-Streptavidin Solution	300 µl	4°C
ARG83349-05	Standard / Sample Diluent buffer	30 ml	4°C
ARG83349-06	Antibody Diluent buffer	35 ml	4°C
ARG83349-07	10X Wash Buffer	50 ml	4°C
ARG83349-08	TMB substrate	12 ml	4°C (protect from light)
ARG83349-09	STOP solution	12 ml	4°C
ARG83349-10	Plate sealer	3 adhesive strips	Room temperature

Summary

Product Description	ARG83349 arigoPLEX® Mouse Fibrotic Marker Multiplex ELISA Kit (TGF beta 1, PDGF BB, IL6, TNF alpha) is an Enzyme Immunoassay kit for the quantification of TGF beta 1, PDGF BB, IL6, TNF alpha in serum, plasma and cell culture supernatant. See all Multiplex ELISA kits
Tested Reactivity	Ms
Tested Application	ELISA
Target Name	Fibrotic
Conjugation	HRP
Conjugation Note	Substrate: TMB and read at 450 nm
Sensitivity	TGF beta1: 15.625 pg/ml PDGF BB: 15.625 pg/ml IL6: 15.625 pg/ml TNF alpha: 7.8125 pg/ml
Sample Type	Serum, plasma and cell culture supernatants.
Standard Range	TGF beta1: 31.25 - 2000 pg/ml PDGF BB: 31.25 - 2000 pg/ml

IL6: 31.25 - 2000 pg/ml
 TNF alpha: 15.625 - 1000 pg/ml

Sample Volume 50 µl

Application Instructions

Assay Time 4.5 hours

Properties

Form 96 well

Storage instruction Store components at 4°C or -20°C. Keep microplate wells sealed in a dry bag with desiccants. Do not expose test reagents to heat, sun or strong light during storage and usage. Please refer to the product user manual for detail temperatures of the components.

Note For laboratory research only, not for drug, diagnostic or other use.

Bioinformation

Gene Symbol TGFβ1; PDGFB; IL6; TNF

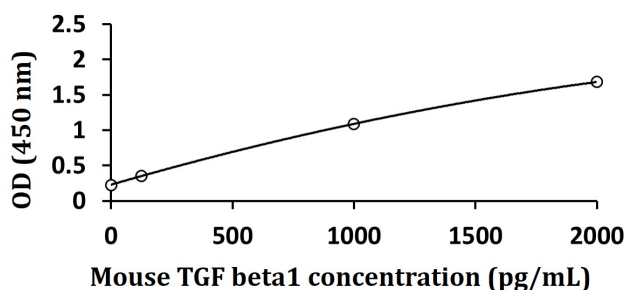
Highlight Related Product:
[TGF beta 1 antibodies;](#)
[PDGF BB antibodies;](#)
[IL6 antibodies;](#)
[TNF alpha antibodies;](#)

Related news:
[Fibrotic Marker Multiplex ELISA Kits are launch;](#)

Images

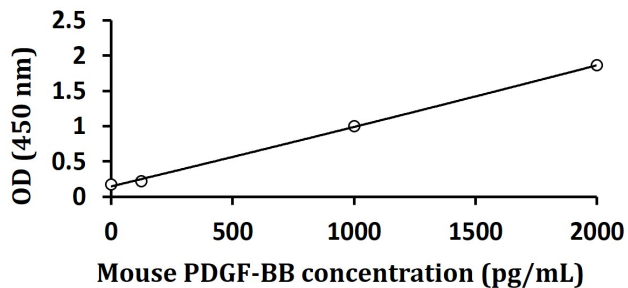
	1	2	3	4	5	6	7	8	9	10	11	12
A	TGF-β1	TGF-β1	TGF-β1	TGF-β1	TGF-β1	TGF-β1	TGF-β1	TGF-β1	TGF-β1	TGF-β1	TGF-β1	TGF-β1
B	PDGF-BB	PDGF-BB	PDGF-BB	PDGF-BB	PDGF-BB	PDGF-BB	PDGF-BB	PDGF-BB	PDGF-BB	PDGF-BB	PDGF-BB	PDGF-BB
C	IL-6	IL-6	IL-6	IL-6	IL-6	IL-6	IL-6	IL-6	IL-6	IL-6	IL-6	IL-6
D	TNF-α	TNF-α	TNF-α	TNF-α	TNF-α	TNF-α	TNF-α	TNF-α	TNF-α	TNF-α	TNF-α	TNF-α
E	TGF-β1	TGF-β1	TGF-β1	TGF-β1	TGF-β1	TGF-β1	TGF-β1	TGF-β1	TGF-β1	TGF-β1	TGF-β1	TGF-β1
F	PDGF-BB	PDGF-BB	PDGF-BB	PDGF-BB	PDGF-BB	PDGF-BB	PDGF-BB	PDGF-BB	PDGF-BB	PDGF-BB	PDGF-BB	PDGF-BB
G	IL-6	IL-6	IL-6	IL-6	IL-6	IL-6	IL-6	IL-6	IL-6	IL-6	IL-6	IL-6
H	TNF-α	TNF-α	TNF-α	TNF-α	TNF-α	TNF-α	TNF-α	TNF-α	TNF-α	TNF-α	TNF-α	TNF-α

Antibodies Coating Pattern In Microtiter Plate of ARG83349 arigoPLEX® Mouse Fibrotic Marker Multiplex ELISA Kit (TGF beta1, PDGF BB, IL6, TNF alpha)



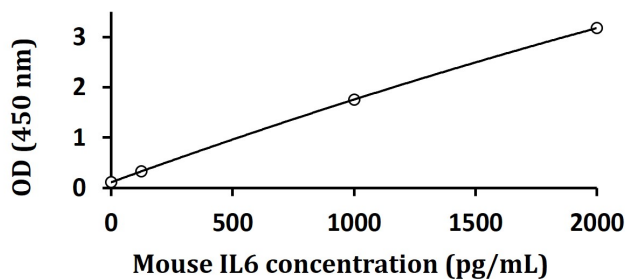
ARG83349 arigoPLEX® Mouse Fibrotic Marker Multiplex ELISA Kit (TGF beta1, PDGF BB, IL6, TNF alpha) standard curve image

ARG83349 arigoPLEX® Mouse Fibrotic Marker Multiplex ELISA Kit (TGF beta1, PDGF BB, IL6, TNF alpha) results of a typical standard for Mouse TGF beta 1 run with optical density reading at 450 nm.



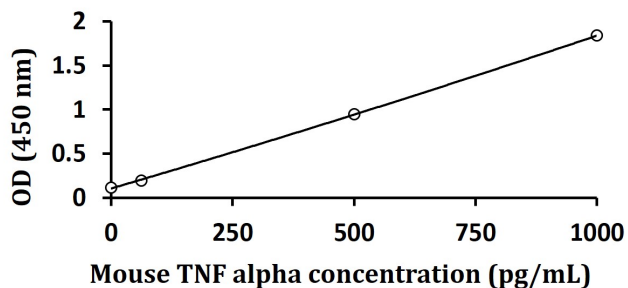
ARG83349 arigoPLEX® Mouse Fibrotic Marker Multiplex ELISA Kit (TGF beta1, PDGF BB, IL6, TNF alpha) standard curve image

ARG83349 arigoPLEX® Mouse Fibrotic Marker Multiplex ELISA Kit (TGF beta1, PDGF BB, IL6, TNF alpha) results of a typical standard for Mouse PDGF BB run with optical density reading at 450 nm.



ARG83349 arigoPLEX® Mouse Fibrotic Marker Multiplex ELISA Kit (TGF beta1, PDGF BB, IL6, TNF alpha) standard curve image

ARG83349 arigoPLEX® Mouse Fibrotic Marker Multiplex ELISA Kit (TGF beta1, PDGF BB, IL6, TNF alpha) results of a typical standard for Mouse IL6 run with optical density reading at 450 nm.



ARG83349 arigoPLEX® Mouse Fibrotic Marker Multiplex ELISA Kit (TGF beta1, PDGF BB, IL6, TNF alpha) standard curve image

ARG83349 arigoPLEX® Mouse Fibrotic Marker Multiplex ELISA Kit (TGF beta1, PDGF BB, IL6, TNF alpha) results of a typical standard for Mouse TNF alpha run with optical density reading at 450 nm.